

Installation :

Project number : 1015

Customer :

Processed by :

Date : 25.05.2015

The following values are based on exact calculations on calibrated lamps, luminaires and their arrangement. In practice, gradual divergences can occur.

Guarantee claims for luminaire data are excluded.

Relux and the luminaire manufacturers accept no liability for consequential damage and damage which is occasioned to the user or to third parties.

Object :  
Installation :  
Project number : 1015  
Date : 25.05.2015

## 1 Luminaire data

### 1.1 GR-292\_C13155 (GR-292\_C13155.Idt)

#### 1.1.1 Data sheet

---

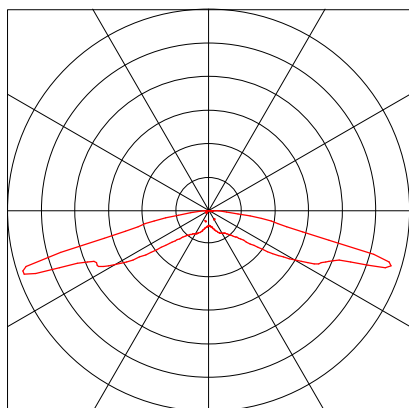
GR-292\_C13155.Idt      GR-292\_C13155

#### Luminaire data

Luminaire efficiency : 93.3%  
Luminaire efficacy : 130.62 lm/W  
Classification : A20 ? 100.0% ↑0.0%  
CIE Flux Codes : 33 60 90 100 93  
UGR 4H 8H (20%, 50%, 70%) :  
C0 / C90 : 45.7 / 25.9  
Control gear :  
System power : 1 W  
Diameter : 120 mm  
Height : 50 mm

#### Equipped with

Quantity : 1  
Designation : CREE XT-E  
Colour :  
Luminous flux : 140 lm

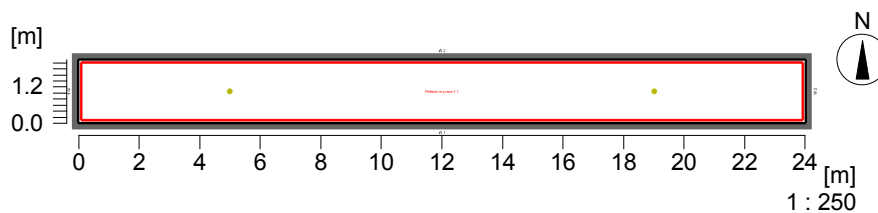


Object :  
Installation :  
Project number : 1015  
Date : 25.05.2015

## 2 Room 1

### 2.1 Description, Room 1

#### 2.1.1 Floor plan



#### Room data:

W1	: 24.00	50.0 %
W2	: 2.10	50.0 %
W3	: 24.00	50.0 %
W4	: 2.10	50.0 %
W5	: ----	----
W6	: ----	----
Floor:	----	20.0 %
Ceiling:	----	70.0 %
Room height [m]:		2.80
Height of reference plane [m]:		0.00
Height of luminaire plane [m]:		2.75

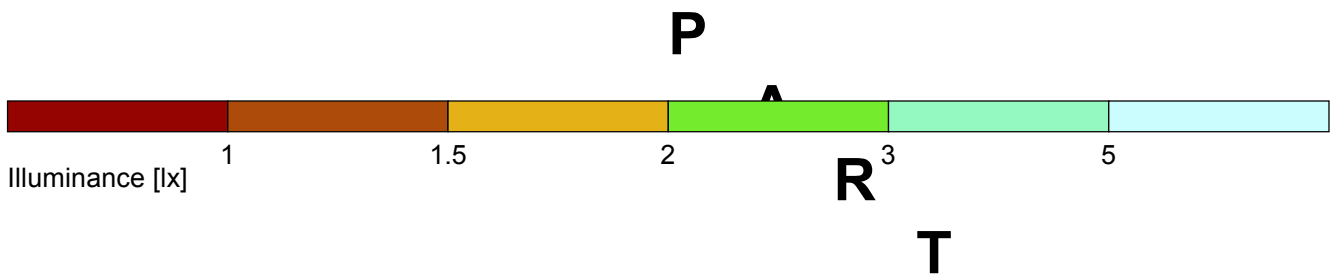
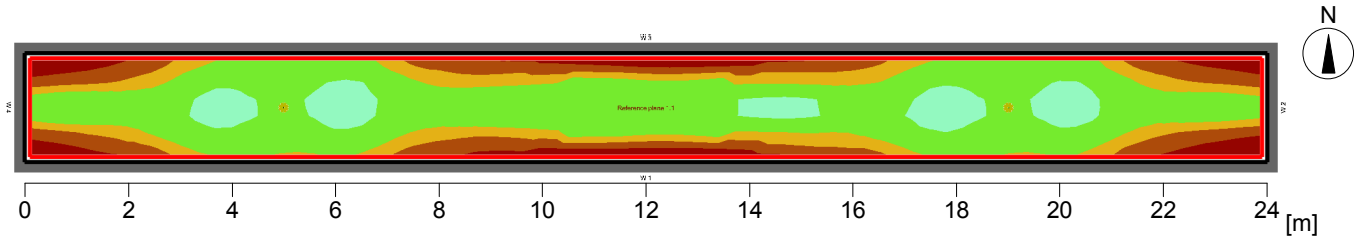
#### Reflectance:

Object :  
 Installation :  
 Project number : 1015  
 Date : 25.05.2015

## 2 Room 1

### 2.2 Summary, Room 1

#### 2.2.1 Result overview, Evaluation area 1



#### General

Calculation algorithm used	Direct component
Height of luminaire plane	2.75 m
Maintenance factor	0.80
Total luminous flux of all lamps	280 lm
Total power	2.0 W
Total power per area (50.40 m <sup>2</sup> )	0.04 W/m <sup>2</sup> (1.83 W/m <sup>2</sup> /100lx)

#### Evaluation area 1

#### Reference plane 1.1

	Horizontal
Em	2.17 lx
Emin	0.61 lx
Emin/Eav (Uo)	0.28
Emin/Emax (Ud)	0.18
UGR (1.4H 15.7H)	<=45.9
Position	0.00 m

#### Major surfaces

	Em	Uo
m 1.5 (Ceiling)	0 lx	---
m 1.1 (Wall)	0.59 lx	0.00
m 1.2 (Wall)	2.89 lx	0.06
m 1.3 (Wall)	0.65 lx	---
m 1.4 (Wall)	2.58 lx	0.04

Object :  
Installation :  
Project number : 1015  
Date : 25.05.2015

## 2 Room 1

### 2.2 Summary, Room 1

#### 2.2.1 Result overview, Evaluation area 1

Type No.\Make

1	2	Order No.	: GR-292_C13155.ltd
		Luminaire name	: GR-292_C13155
		Equipment	: 1 x CREE XT-E / 140 lm



**R  
E  
C  
T  
P  
A  
R  
T  
O  
N  
L  
Y**